



Heirborne Lesson Series 2

"Who Will I be When I Grow Up?"

Week 1: I will Be Who God Created Me to Be

Open their Minds: Puzzles

Open their Hearts: God created us all to be uniquely us! Learning who Jesus is will teach us who we will be when we grow up. As we grow, we become more and more like Jesus, and our reflection out into the world is more and more like him!

Open their Eyes: Puzzle object lesson

Open their Ears: 2nd Timothy 1:9 ⁹who has saved us and called us with a holy calling, not according to our works, but according to His own purpose and grace which was given to us in Christ Jesus before time began, .(NKJV)

Open their Ears: Story: David is Chosen, 1 Samuel 16:1-13

Open their Hands: Game -

Open their Minds: Small Group Time

Take Home Tips for Families:

- 1) Practice Memory Verse
- 2) Talk about all the ways God made all the members of your family special.
- 3) Ask - what if we were all the same – with the same gifts and abilities – there was no one to do those things we are not good at and don't like to do? What would it be like?
- 4) Go over the story again, and the story of Esther.
- 5) How can you help others see how God made them special?
- 6) Do the puzzles included with the take home pages with your child.
- 7) Next week: Who Will I Be – I Will Be Fearfully and Wonderfully Made

OPEN THEIR HEARTS: Big Idea

Learning who Jesus is will teach us who we will be when we grow up. As we grow, we become more and more like Jesus, and our reflection out into the world is more and more like him! Remember, who we are is not what we do, who we are is Jesus in us, and how unique God created us to be.



OPEN THEIR EYES - Object Lesson

Dialogue:

Today we are going to start on a several week series learning “Who Will I Be When I Grow up.” If I asked you that question today, what would you say? (Let kids answer, see if they say a “what” instead of a “who”.)

Did you know that who we are is not what we do? How many of you have already picked out a career for yourself, or know what you would like to do when you grow up? (Share a personal story of what you, the teacher, wanted to do when you grew up).

So, the question is – if who we are is not what we do, then what is the answer? Can anyone guess?

Well, if we are followers of Jesus, as we grow up, we should grow to be more like Jesus. Jesus is our example, our shining light that we reflect to the world. A reflection is an exact copy of what it is looking at, just facing a different direction. In the world, Jesus’s reflection is us facing the world so we can show him to those who don’t know him.

But we still don’t know the answer right? How do we know WHO we are?

Well, if we are to be like Jesus., we should find out about him, don’t you think? For the next several weeks, we will talk about different traits that Jesus has that can be reflected in us once we see them in Him.

Our first discussion is going to be about being who God created us to be in general. If you remember when we talked about the 7 different gifts, we learned then that everyone has one or more of those gifts. We even took tests (some of us) to determine which gifts we might have. Well, just like we each have a gift, we also each have a purpose.

We were put here for a reason.

Wouldn’t it be cool if God flashed your purpose in neon lights over your head? Do you think he might do that? Maybe sometimes, you might be sure. But not usually... Instead, we have to learn about him, so we can learn about ourselves. By studying who Jesus is, we can start to pick out things about Jesus that are true about us, too.

The cool thing is this: even though as we grow, we grow to be more like Jesus – all of us – we don't all grow at the same rate, or in the same ways. Every single one of you is created already unique. We will all reflect Jesus differently.

Because we are all unique, together, we make up a picture with many parts. But 1 great, beautiful picture – God's plan – just like a puzzle.

Everyone is a piece.

Lets see if we can put this puzzle together so we can better understand that everyone has a part to play, and a piece to bring.

Puzzle Object Lesson:

Get a slightly hard 100 to 200 piece puzzle.

Give each child a couple of pieces and see if they can put it together without looking at the big picture on the box.

Throughout our lives, God works out our character to be suited to the unstoppable purpose He has for you. And you can only bring your piece to the puzzle as a whole if you know who God created you to be! Wouldn't it have been much easier to fit the puzzle together if we could see the end-result? So it is that once you know "who" you will be when you grow up, your path becomes easier because you know exactly what part of the picture you fit into, and you know your purpose.

For us, that means learning who JESUS is, so we can learn who we are (the final picture on the puzzle box). As you grow and learn who you are, your reflection to the world gets more and more like Jesus!

ADD ON: OPEN THEIR MINDS : "What's In the Box?" (Every week)

Use treasure box in classroom. Each week, we will put something in the box that will remind us of what "attribute" we covered that week, and we can review each week. That will help the kids remember all of the different "I Will Be" lessons.

Dialogue to kids:

Kids, we are going to start a "Whats in the Box?!" Section each week. We will put something in this treasure box each week that will help us remember our lesson, and then we can go back into the box any time we want and try to remember.

This week, we will put in a puzzle piece to remind us that we each have pieces of Jesus in us and as we grow (and put the puzzle together) we become more and more like Jesus.

OPEN THEIR EARS: Storytime!

Our story today is about a shepherd boy who was chosen at a young age for a great purpose – to be King. Not only to be King, but to be the great several times great grandfather of Jesus himself. Only David would do for this purpose, and God knew from before time began that this was David's purpose.

Bible text: 1 Samuel 16:1-13

Actors needed: David, Jesse, Samuel, Jesse's sons

Review questions:

- 1) What was Samuel's purpose in the story?
- 2) Who gave him his purpose?
- 3) Was it the most handsome of the sons? The Smartest?
- 4) What was the job of the youngest son?
- 5) Did Jesse want to show his youngest to Samuel?
- 6) How did Samuel know David was the right one?
- 7) Where does God look to see the truth of a person?



OPEN THEIR EARS: Memory Verse

2nd Timothy 1:9 ^awho has saved us and called us with a holy calling, not according to our works, but according to His own purpose and grace which was given to us in Christ Jesus before time began, .(NKJV)

Pop it! The words of the verse get put on slips of paper inside balloons and the kids pop the balloons to fill in the verse.

OPEN THEIR HANDS: Game Time!

Today we are going to try to “guess the Talent or Gift” of a Special Guest. We all have special talents and gifts and we all can use those to be who God created us to be!

Before starting the game, have the kids name off different talents that people can have, and list them on the board. You can also list the various Spiritual Gifts. The Spiritual Gifts can be found in the following verses:

1 Corinthians 12:8-10, Ephesians 4:11,12, 1 Peter 4:10,11 and Romans 12:4-8.

Your list may look something like this:

Talents

Drawing
Singing
Athletics
Teaching
Writing
Acting
Musician
Artist
Story Telling
Construction
Flying

Spiritual Gifts

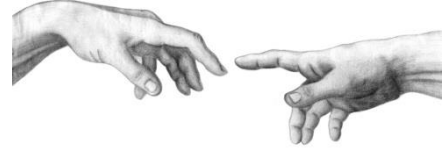
Having Knowledge & Wisdom
Having Faith
Healing
Performing Miracles
Preaching
Showing Discernment
Evangelism
Pastor
Teaching
Serving Others
Encouraging Others

Make sure there are plenty of options to choose from to make the game more interesting. Have a volunteer agree to be a special guest. Choose a talent or Spiritual Gift for the volunteer and tell them to pretend they have that special talent or Spiritual Gift when answering the questions from the class. Form two teams.

Tell the kids in the teams they will start with 1000 points. The object of the game is to guess what talent or Spiritual Gift the special guest has, but they can only ask questions that can be answered with yes or no. Each time an answer is no, deduct 100 points from the total and let the other team ask the next question. As long as the answers are yes, no points are deducted, and the same team continues to ask the questions. Kids in each team take turns asking a question. The team guessing the talent or Spiritual Gift correctly gets any remaining points and wins the game. If time permits choose another talent or Spiritual Gift for the guest. Teams alternate starting each game.



OPEN THEIR MINDS: Small Group Time



Craft today:

Who God Is Globes

We will make paper globes to remind us who God is, and by that, remember who he created us to be!

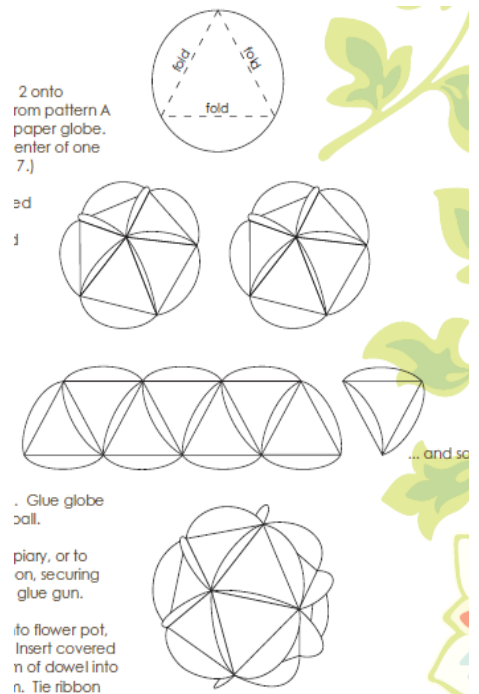
1. **Cut Out Circles** - Trace pattern from Page 2 onto assorted craft papers. Cut 20 paper circles from pattern A for 5" paper globe or from pattern B for 6.5" paper globe. (For topiary only, punch or cut 3/8" hole at center of one paper circle to allow for topiary pole at Step 7.)

2. **Score Fold Lines** - Fold pattern along dotted lines to form triangle. One at a time, center triangular pattern on each cut out circle and score lines onto circle. Once done, each paper circle will have score lines that form a triangle at its center. With right side up, fold each paper circle along score lines.

3. **Create Top & Bottom** - With gluestick, glue flaps of 5 pieces together to form globe top as shown. Repeat for globe bottom.

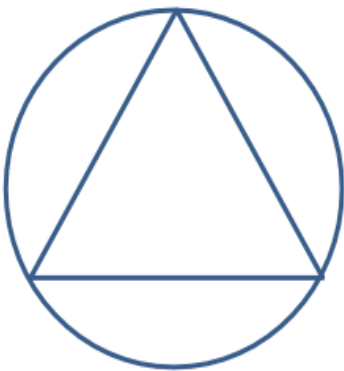
4. **Create Middle Band** - Glue remaining 10 pieces together as shown. Glue first piece to last piece to form band.

5. **Form Ball** - Glue globe top to globe band. Glue globe bottom to other side of globe band to form ball.




Small Group Activities

- 1) Learn the memory verse
- 2) Discuss the story using the review questions
- 3) Ask where God looks
- 4) Ask if who they are is what they do, and why or why not?
- 5) Ask what attributes of God can they think of right away that they also have.
- 6) Appoint someone Clean Up Leader
- 7) Help with the craft



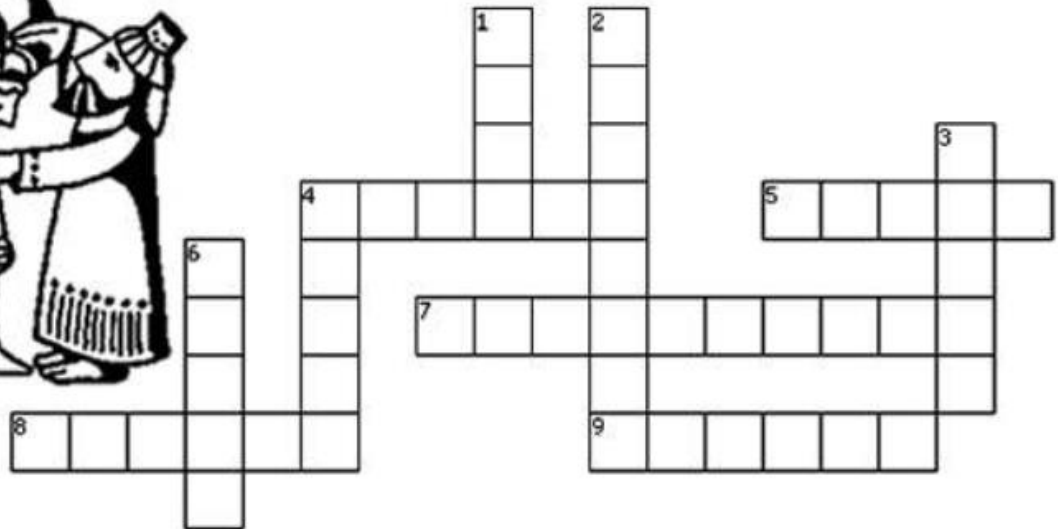
Paper Globe Templates

Cut out 20 circles and fold along the straight lines.



SAMUEL ANOINTS DAVID

1 Samuel 16:1-13 (NIV)



ACROSS

4. Distance from the top to the bottom of something; how tall someone is
5. Strength, energy, or force
7. The way people seem to be, rather than how they are inside
8. To make someone holy by pouring oil on their head
9. The Prophet that God instructed to go Jesse's house in search of the new king

DOWN

1. A man who rules a country
2. Males who have the same parents as another person; male siblings
3. The number of sons Jesse had in addition to David
4. The center of a person's emotions or the organ that pumps blood through the body
6. The one that God chose to replace Saul as king

WORDS USED

Samuel	appearance	David	seven
king	heart	power	
height	anoint	brothers	

The Shepherd Boy of Bethlehem

1 Samuel 16

God was not pleased with Saul as king of Israel. God told Samuel to pick another king from the tribe of Judah. Samuel knew that the new king would be one of Jesse's sons. When Samuel thought he had picked a good king, God said, "No." Solve the puzzle to find out how God picks a king.

M

3-3 1-5 4-3 2-3 5-3 5-3 1-3 4-2 1-5 5-2 5-2 3-4 5-5

5-3 1-1 5-2 3-1 1-5 3-2 4-5

1-5 1-2 1-2 5-5 1-5 3-2 1-5 4-3 3-5 5-5 2-5 1-1 5-2

5-2 3-4 5-5 2-3 5-3 3-2 4-5 2-3 5-3 5-3 1-3 4-2

1-5 5-2 5-2 3-4 5-5 3-4 5-5 1-5 3-2 5-2

5	A	B	C	D	E
4	F	G	H	I	J
3	K	L	M	N	O
2	P	Q	R	S	T
1	U	V	W	X	Y
	1	2	3	4	5

To find the correct letter in the graph go across the bottom line till you get to the first number in the code (3-2). The second number indicates the number of rows you need to go up (3-2). (3-2) is the letter "R."



Which son did God tell Samuel to anoint as king?

4-5 1-5 2-1 4-4 4-5

Bible Hero's

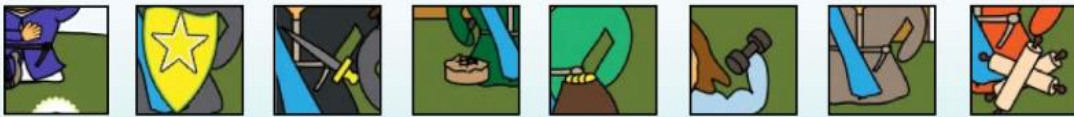
David - the Anointed



The best thing to take

Each of the brothers tried to impress Samuel, match up the objects with the brothers.

God does not look at the things we look at, he looks at the heart, seeing our true character.



Find some of the Attributes of God!

And then see if you have them too.

N	Q	L	U	F	H	T	I	A	F	B	A
L	F	Z	Q	D	F	A	P	C	K	L	L
O	O	L	U	F	I	C	R	E	M	A	G
V	R	H	H	E	S	O	I	U	I	D	R
E	G	M	O	G	R	A	Y	T	Q	O	A
I	I	X	N	Y	Q	L	R	D	G	O	C
M	V	I	E	S	O	A	D	J	J	G	I
Y	I	F	S	H	P	F	R	O	Z	L	O
P	N	V	T	M	T	K	T	H	O	U	U
H	G	L	I	G	M	H	S	P	Q	G	S
Z	T	R	U	T	H	F	U	L	J	X	G
I	F	E	T	W	I	S	E	R	C	R	O

Words to

Find:

faithful

forgiving

good

gracious

holy

honest

impartial

love

merciful

truthful

wise